TAKE FIVE

SATB, accompanied, with optional bass, guitar and drums*

Music by PAUL DESMOND
Words by DAVE and IOLA BRUBECK
Adapted and Arranged by KIRBY SHAW

Performance time: approx. 2:15



* Bass/Guitar/Drums see pgs. 13-14.

© 1960 DERRY MUSIC COMPANY
© Renewed and Assigned to DERRY MUSIC COMPANY and DESMOND MUSIC COMPANY
This Arrangement © 2003 DERRY MUSIC COMPANY and DESMOND MUSIC COMPANY
All Rights outside the U.S.A. Controlled by DERRY MUSIC COMPANY
All Rights Reserved including Public Performance

CHM03040


9
five. Stop your bus - y day and take the time out to
Dm Am7 9 Dm Am7
see I'm___ a - live, I'm___ a -
Dm Am7 Dm Am7
13
live. Though I'm go - in' out of my way just so I can
Dm Am7 13 B♭maj7 C9


pass by each day; not a sin - gle word do we say, it's a pan - to -
Am7 Dm Gm7 C7
17
mime, and not a play. Still I know our eyes of - ten meet. I feel tin - gles
Fmaj7 Am7 17 B♭maj7 C9
down to my feet; then your smile that's much too dis - creet, sends me on my
Am9 Dm7 Gm7 C7


mf
21
way. Now, would-n't it be bet-ter not to be so po-
mf
Em7 A7 21 Dm Am7
mf
lite, you could of-fer a
Dm Am7 Dm Am7
25
light. Start a lit-tle con-ver-sa-tion, now, it's al-
Dm Am7 25 Dm Am7


To Coda
(p. 11, m. 54)
right, just take five!
Dm Am7 Dm Am7
To Coda
(p. 11, m. 54)
Bah bah dah bee 29 ah dee
Bah bah dah bee
Dm Am7 29 Dm Am7
ah, take five.
Bah bah dah bee ah, take
ah dee ah, take
Dm Am7 Dm Am7

Bah bah dah bee 33 ah dee

five.

five. Bah bah dah bee

Dm Am7 33 Dm Am7

ah, take five.

Bah bah dah bee ah, take

ah dee ah, take

Dm Am7 Dm Am7

1. 2.

Bah bah dah bee

five. five.

five. five.

1. Dm Am7 2. Dm Am7

38

Here's what you do, ba - by, take five.

38 Dm Am7 Dm Am7

You know it's true, ba - by, now I'm a - live.

Dm Am7 Dm Am7

42

Re - lax a - while, ba - by, take five.

42 Dm Am7 Dm Am7

Give me a smile, then I know I'm a - live.

Dm Am7 Dm Am7(4)

46 *f* (no breath)

Take it! Now, ba - by, take five.

46 Dm Am7 Dm Am7

f

(no breath)

Break it! How can I sur - vive?

Dm Am7 Dm Am7

50 (no breath)

Ba - by! Don't say that we're through.

50 Dm Am7 Dm Am7

D.S.𝄋 al Coda (p. 4, m. 13)

Ba - by! You know I love you! Well, I'm go - in'

Dm Am7 Dm Am7 D.S.𝄋 al Coda (p. 4, m. 13)

Coda 55

Of - fer me your hand,

Coda Dm Am7 55 B♭maj7 C/F

cresc.

it would be so grand.

cresc.

B♭maj7 C/F Em7(4) B♭6

cresc.

59 *f*

Now, ba - by, take five! Take five!

f

A7sus A7(♯9 ♭13) 59 Dm Am7 Dm Am7

f

Bah dop bah dot dah bah dah dot!

Dm Am7 Dm

8vb

BASS/GUITA RUMS*

Swing (♩=160-168)

Drums: pattern *Drums: fill*

Dm Am7 Dm Am7 Dm Am7 Dm Am7

mf

5 *pattern* Dm Am7 Dm Am7 Dm Am7 Dm Am7

9 Dm Am7 Dm Am7 Dm Am7 Dm *Drums: fill* Am7

𝄋 *pattern*

13 B♭maj7 C9 Am7 Dm Gm7 C7 Fmaj7 Am7

17 B♭maj7 C9 Am9 Dm7 Gm7 C7 Em7 *Drums: fill* A7

pattern

21 Dm Am7 Dm Am7 Dm Am7 Dm Am7

mf

To Coda ⊕ *(m. 54)*

25 Dm Am7 Dm Am7 Dm Am7 Dm *Drums: fill* Am7

* If possible, listen to The Dave Brubeck Quartet rendition on the CD "Time Out".
Bass: Play the part as written.
Guitar: Play ad lib., using the chord symbols as a guide.

Drums: The basic pattern is:

Ride Cymbal
Snare Drum
Bass Drum